

Scaled data based on original data using
LM-79-08 Approved Method: Electrical and Photometric Measurements of Solid-
State Lighting Products

Test Report Prepared for
Cooper Lighting Solutions
(formerly Eaton)

Brand: INVUE

Report Number: P141083

Luminaire Tested: **ECM-F03-LED-E1-SL3-8030**

Issue Date: 03/03/2020

Test Information

Test Method: LM-79-08
Report Number: P141083
REPORT IS SCALED FROM IESNA LM-79-08 TEST DATA (P33691)
Test Lab: INNOVATION CENTER-P3
Issue Date: 03/03/2020
Manufacturer: COOPER LIGHTING SOLUTIONS (FORMERLY EATON)
Product Line: INVUE
Catalog Number: ECM-F03-LED-E1-SL3-8030
Description: EPIC CLASSICAL MEDIUM DECORATIVE LED LUMINAIRE
(3) LIGHTBARS WITH AccuLED OPTICS - TYPE 3 W/ SPILL LIGHT CONTROL
Light Source: (21) 3000K CCT, 80 CRI LEDs
Ballast/Driver: -

Summary

Lumens per Lamp: N/A
Luminaire Lumens: 6048.8 lumens
Efficiency: N/A
Efficacy: 77.3 lumens/watt
Luminous Opening: Rectangular (W 0.5' x L: 1' x H: 0')
IES Classification: Type III - Short - Semi-Cutoff
BUG Rating: B1 - U0 - G2

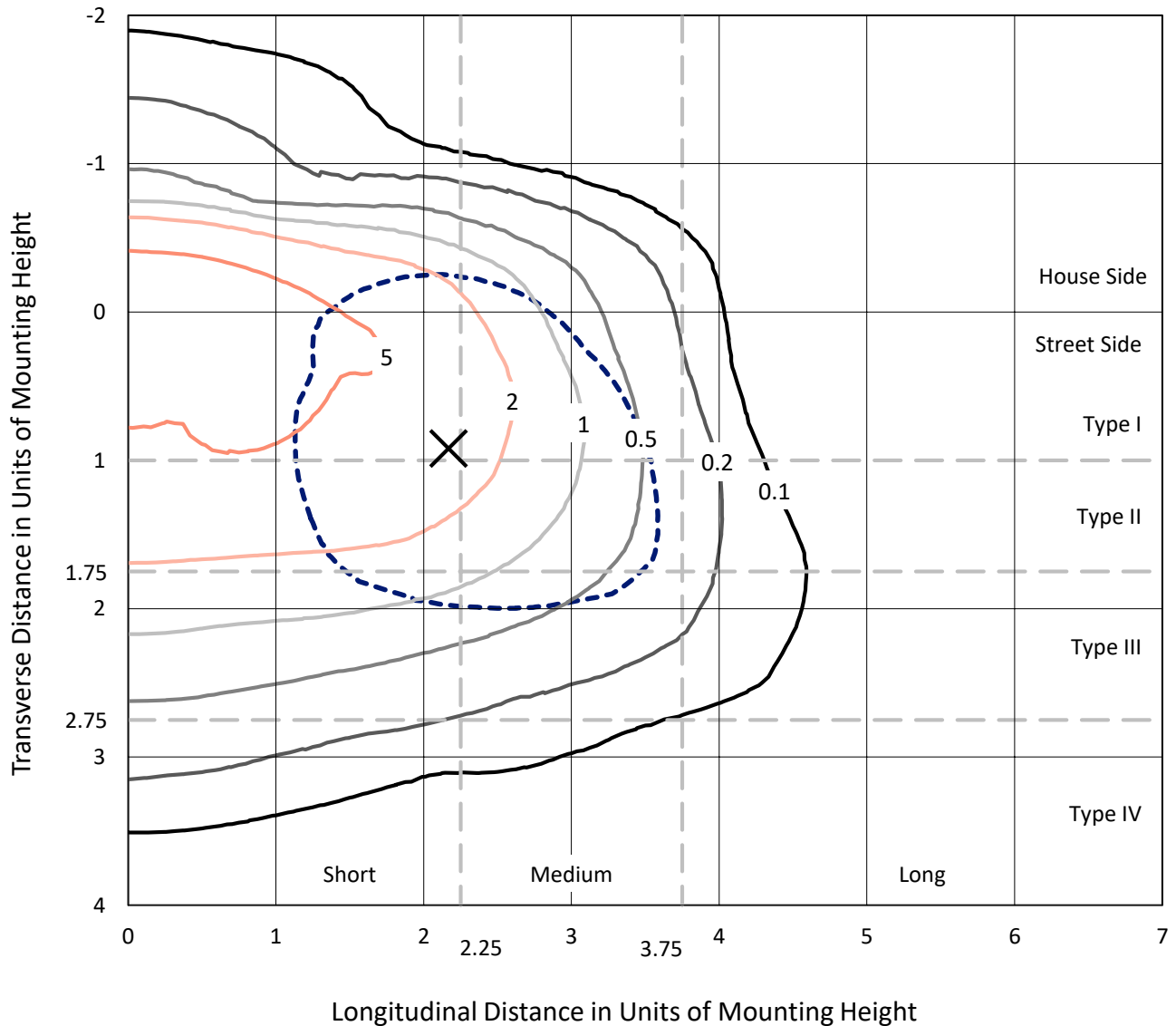
Input Watts (W): 78.3
Input Voltage (V): NR
Input Current (Ain): NR
Voltage Rise (V): NR
Power Factor: NR
Total Harmonic Distortion (THDi): NR
Frequency (hertz): 60
Stabilization Time: NR
Operation Time: NR
Ambient Temperature (°C): NR
Test Distance: 25 FT



REPORT NUMBER: P141083
 CATALOG NUMBER: ECM-F03-LED-E1-SL3-8030

Iso-Footcandle Lines of Horizontal Illumination

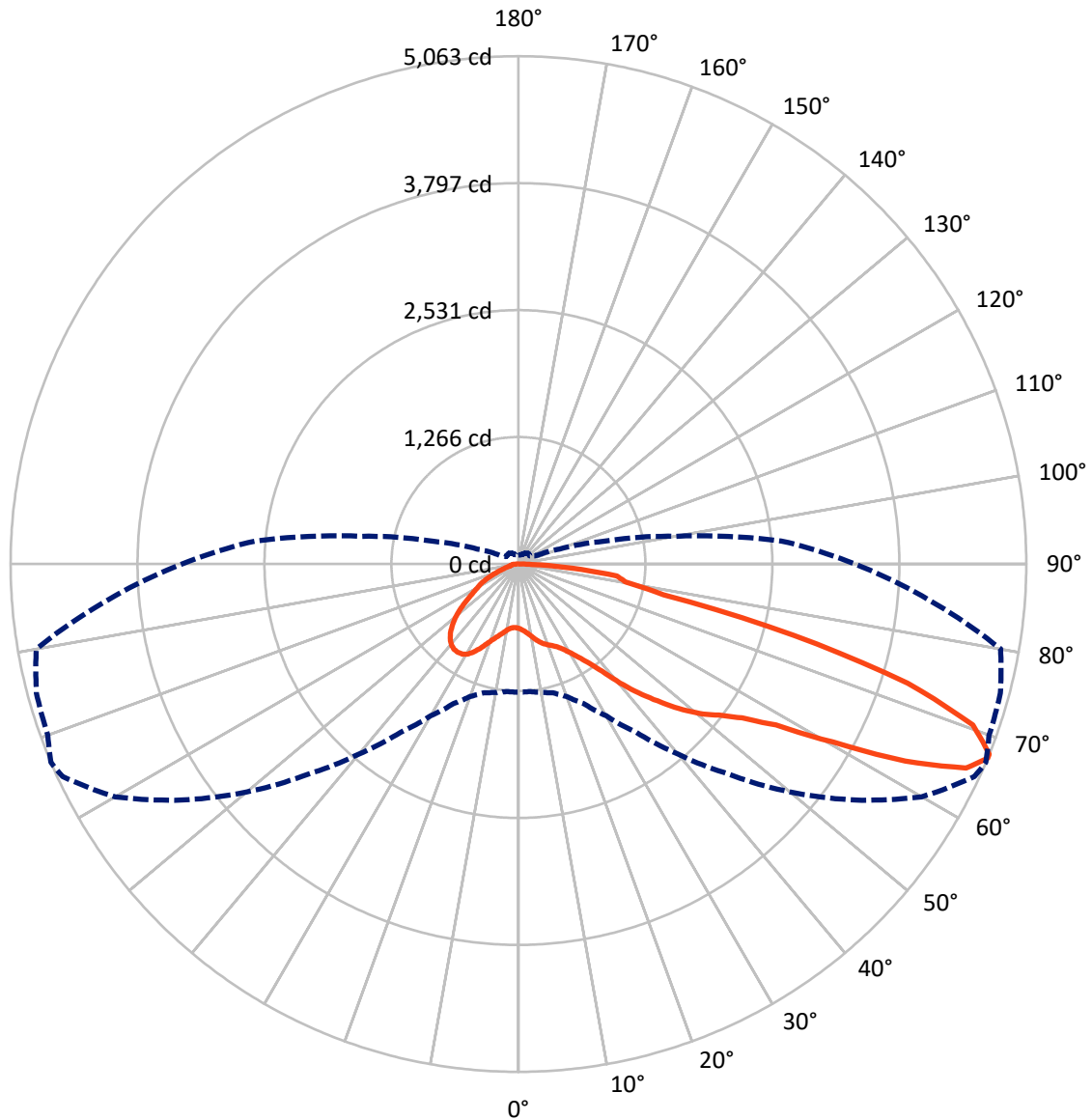
✕ Max cd
 - - - 1/2 Max cd



Based on 10 foot mounting height. Maximum calculated value = 8.4 fc
 Type III - Short - Semi-Cutoff

REPORT NUMBER: P141083
CATALOG NUMBER: ECM-F03-LED-E1-SL3-8030

Luminous Intensity Polar Plot



— Vertical Plane Through 67-Deg Lateral - - - Horizontal Cone Through 67-Deg Vertical

REPORT NUMBER: P141083

CATALOG NUMBER: ECM-F03-LED-E1-SL3-8030

FLUX DISTRIBUTION:

		Downward	Upward	Total
House Side	Lumens	1391.6	0.0	1391.6
	% Fixture	23.0	0.0	23.0
Street Side	Lumens	4657.3	0.0	4657.3
	% Fixture	77.0	0.0	77.0
Total	Lumens	6048.8	0.0	6048.8
	% Fixture	100.0	0.0	100.0

Coefficient of Utilization

ZONAL LUMENS:

Zone	Lumens	% Fixture
0°-10°	64.3	1.1
10°-20°	222.4	3.7
20°-30°	395.9	6.5
30°-40°	569.2	9.4
40°-50°	867.5	14.3
50°-60°	1267.2	20.9
60°-70°	1707.4	28.2
70°-80°	838.3	13.9
80°-90°	116.6	1.9
90°-100°	0.0	0.0
100°-110°	0.0	0.0
110°-120°	0.0	0.0
120°-130°	0.0	0.0
130°-140°	0.0	0.0
140°-150°	0.0	0.0
150°-160°	0.0	0.0
160°-170°	0.0	0.0
170°-180°	0.0	0.0
0°-90°	6048.8	100.0
0°-180°	6048.8	100.0



REPORT NUMBER: P141083

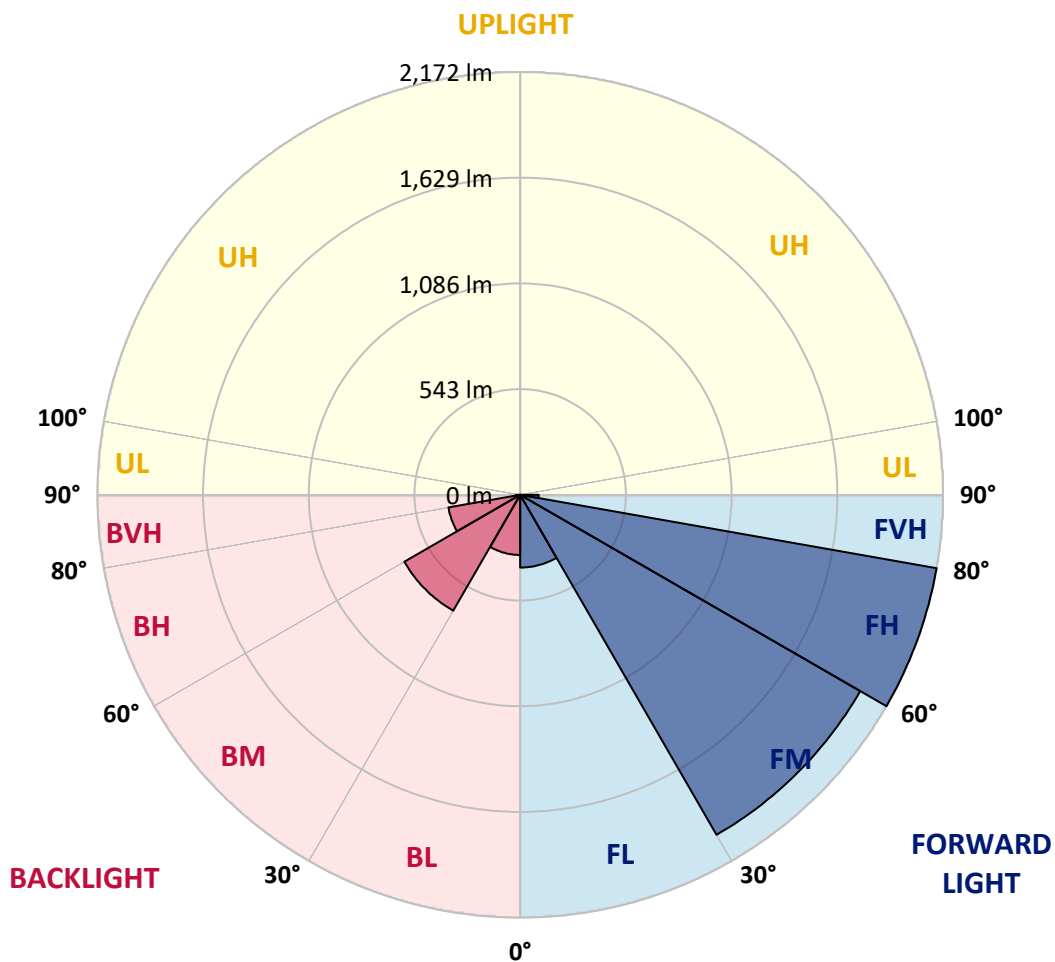
CATALOG NUMBER: ECM-F03-LED-E1-SL3-8030

LUMINAIRE CLASSIFICATION SYSTEM LUMEN TABLE AND BUG RATING:

Zone		Lumens	% Fixture	Zone Rating/Lumen Limit		
				B	U	G
FL	(0°-30°)	373.6	6.2			
FM	(30°-60°)	2016.5	33.3			
FH	(60°-80°)	2171.5	35.9			G2/5000
FVH	(80°-90°)	95.6	1.6			G1/100
BL	(0°-30°)	309.0	5.1	B1/500		
BM	(30°-60°)	687.3	11.4	B1/1000		
BH	(60°-80°)	374.2	6.2	B1/500		G1/500
BVH	(80°-90°)	21.0	0.3			G1/100
UL	(90°-100°)	0.0	0.0		U0/0	
UH	(100°-180°)	0.0	0.0		U0/0	

BUG Rating: B1-U0-G2

Type III Short





REPORT NUMBER: P141083

CATALOG NUMBER: ECM-F03-LED-E1-SL3-8030

CANDELA DISTRIBUTION (FULL):

	0°	5°	10°	15°	20°	25°	30°	35°	40°	45°	50°
0°	641.7	641.7	641.7	641.7	641.7	641.7	641.7	641.7	641.7	641.7	641.7
2.5°	675.1	671.7	674.4	673.7	671.7	668.9	670.3	668.2	666.8	664.7	662.6
5°	719.0	716.9	715.5	713.5	712.1	710.0	708.6	705.1	700.2	696.7	693.9
7.5°	762.2	761.5	759.4	756.7	751.1	749.7	744.8	741.3	737.1	730.2	724.6
10°	813.1	812.4	808.9	804.7	798.5	792.2	786.6	778.3	769.9	763.6	758.7
12.5°	874.4	870.9	864.0	858.4	851.4	841.7	832.6	822.8	811.0	801.2	795.7
15°	935.7	931.5	926.0	918.3	907.8	894.6	881.4	866.7	848.6	836.1	828.4
17.5°	985.9	983.1	976.8	966.4	955.9	939.9	922.5	902.3	880.0	861.2	849.3
20°	1022.1	1019.3	1009.6	997.0	983.1	965.0	946.2	923.9	897.4	874.4	861.2
22.5°	1037.4	1033.3	1022.1	1005.4	986.6	964.3	944.1	925.3	900.9	883.5	869.5
25°	1042.3	1037.4	1022.8	1001.9	977.5	949.0	926.0	911.3	896.7	890.4	885.6
27.5°	1039.5	1035.3	1019.3	993.5	960.8	927.4	903.0	892.5	893.2	905.1	910.6
30°	1029.8	1024.9	1010.3	981.7	946.9	910.6	889.0	885.6	901.6	931.5	953.8
32.5°	1013.8	1010.3	998.4	974.0	942.7	911.3	896.0	903.7	931.5	978.2	1016.5
35°	1009.6	1008.9	1003.3	990.1	967.1	946.9	940.6	962.2	1008.2	1072.3	1121.0
37.5°	1008.9	1012.4	1015.1	1015.1	1010.3	1008.9	1027.7	1057.6	1125.9	1206.0	1285.5
40°	1022.8	1029.1	1043.0	1061.1	1078.5	1103.6	1141.9	1198.4	1269.5	1367.0	1465.9
42.5°	1066.0	1079.9	1103.6	1135.0	1180.3	1227.0	1289.0	1359.3	1450.6	1548.8	1647.1
45°	1150.3	1170.5	1187.9	1237.4	1297.3	1352.4	1433.2	1525.9	1626.2	1749.5	1855.4
47.5°	1261.8	1276.4	1312.6	1364.9	1438.1	1516.8	1594.8	1675.6	1796.2	1925.1	2053.3
50°	1373.3	1384.4	1422.7	1484.0	1580.2	1666.6	1755.8	1835.9	1939.7	2076.3	2201.7
52.5°	1456.2	1471.5	1504.9	1564.9	1672.9	1771.1	1872.8	1961.3	2078.4	2201.0	2332.0
55°	1513.3	1523.1	1553.7	1612.2	1714.0	1826.1	1941.1	2049.8	2189.1	2327.8	2458.1
57.5°	1522.4	1532.1	1560.0	1611.5	1710.5	1828.2	1959.9	2093.0	2261.6	2444.8	2615.5
60°	1511.9	1519.6	1544.0	1586.5	1679.8	1808.7	1965.5	2132.7	2340.3	2576.5	2820.4
62.5°	1465.2	1472.9	1495.2	1530.0	1612.9	1752.3	1948.8	2191.2	2452.5	2749.3	3106.7
65°	1377.4	1382.3	1403.2	1431.1	1514.7	1656.1	1872.8	2179.4	2541.0	2945.1	3407.7
67°	1277.8	1275.7	1299.4	1327.3	1403.9	1534.2	1746.0	2047.7	2470.6	2960.4	3533.8
67.5°	1247.2	1252.7	1275.7	1295.2	1369.8	1495.9	1698.6	1996.8	2410.7	2925.6	3531.8
70°	1029.8	1040.2	1052.8	1065.3	1130.8	1223.5	1372.6	1661.0	1995.5	2483.2	3206.4
72.5°	706.5	685.6	694.6	690.5	710.7	769.2	873.0	1126.6	1392.1	1811.5	2380.0
75°	358.1	381.1	378.3	395.7	424.3	461.2	509.3	604.1	812.4	1059.0	1472.9
77.5°	200.7	195.1	214.6	218.8	235.5	274.5	359.5	484.2	579.7	680.7	832.6
80°	91.3	101.0	107.3	97.5	101.0	109.4	142.1	223.0	374.8	570.6	656.3
82.5°	50.9	54.3	63.4	64.1	66.9	69.0	74.6	86.4	116.4	235.5	463.3
85°	32.0	33.4	42.5	46.7	48.8	48.8	48.8	51.6	59.2	69.7	119.8
87.5°	11.8	12.5	19.5	25.8	26.5	25.1	23.7	27.2	25.1	25.8	39.0
90°	0.0	0.0	0.0	0.0	0.0	0.0	0.0	0.0	0.0	0.0	0.0



REPORT NUMBER: P141083

CATALOG NUMBER: ECM-F03-LED-E1-SL3-8030

CANDELA DISTRIBUTION (continued):

	55°	60°	65°	67°	70°	75°	80°	85°	90°	95°	100°
0°	641.7	641.7	641.7	641.7	641.7	641.7	641.7	641.7	641.7	641.7	641.7
2.5°	661.2	658.4	655.6	654.9	652.8	651.4	648.0	645.2	642.4	640.3	638.2
5°	687.7	682.1	677.2	675.1	672.3	668.9	661.9	657.0	652.8	648.7	644.5
7.5°	717.6	710.7	703.7	700.9	696.7	690.5	682.8	677.2	670.3	664.0	658.4
10°	751.1	743.4	737.8	735.1	731.6	722.5	717.6	707.9	700.2	691.9	684.9
12.5°	787.3	783.8	776.2	773.4	769.9	763.6	756.7	748.3	738.5	729.5	721.1
15°	820.1	814.5	809.6	808.9	806.8	803.3	794.3	785.2	776.9	765.0	758.0
17.5°	840.3	838.2	837.5	836.8	835.4	833.3	829.1	819.4	811.7	801.9	792.2
20°	852.8	854.9	858.4	861.2	862.6	864.0	861.9	852.1	844.4	836.1	827.7
22.5°	866.0	871.6	880.7	884.9	889.7	896.7	895.3	889.0	884.9	875.1	868.8
25°	884.9	896.0	911.3	916.9	926.0	935.0	937.1	933.6	929.4	922.5	922.5
27.5°	916.9	932.9	953.1	965.0	974.0	986.6	990.8	988.7	989.4	985.2	994.9
30°	967.1	989.4	1016.5	1029.1	1040.2	1054.9	1057.6	1061.8	1059.0	1066.7	1078.5
32.5°	1043.0	1070.9	1098.8	1110.6	1120.4	1135.7	1144.7	1141.9	1151.7	1156.6	1173.3
35°	1160.1	1187.9	1209.5	1211.6	1222.8	1231.1	1239.5	1236.7	1263.2	1273.6	1282.7
37.5°	1321.7	1345.4	1358.6	1353.8	1340.5	1356.5	1367.7	1384.4	1401.1	1419.9	1386.5
40°	1531.4	1569.0	1563.5	1556.5	1531.4	1534.9	1539.8	1548.8	1576.7	1570.4	1475.0
42.5°	1730.7	1769.0	1762.7	1755.1	1721.6	1704.2	1717.5	1733.5	1748.8	1689.6	1547.4
45°	1932.0	1966.9	1936.9	1947.4	1917.4	1909.8	1935.5	1944.6	1927.2	1818.5	1608.8
47.5°	2141.1	2178.7	2164.1	2153.6	2132.0	2129.9	2144.6	2158.5	2089.5	1911.8	1654.7
50°	2301.3	2357.1	2349.4	2343.1	2319.4	2316.6	2351.5	2361.2	2237.2	2010.8	1700.7
52.5°	2424.6	2497.1	2511.0	2502.7	2497.1	2498.5	2598.8	2584.2	2412.8	2130.6	1754.4
55°	2570.3	2645.5	2696.4	2706.8	2720.8	2741.0	2939.5	2917.9	2655.3	2303.4	1810.8
57.5°	2763.3	2902.6	2979.2	3026.6	3064.9	3195.9	3448.1	3365.2	2991.1	2526.4	1877.7
60°	3047.5	3324.1	3483.0	3603.5	3679.5	3908.0	4213.9	3908.7	3381.3	2793.9	1965.5
62.5°	3503.9	3955.4	4259.1	4327.4	4359.5	4576.9	4795.6	4324.6	3662.7	2970.9	1979.4
65°	3946.3	4510.7	4865.3	4905.0	4881.3	4939.9	5001.2	4337.2	3597.2	2887.3	1816.4
67°	4102.4	4641.7	5014.4	5062.5	4992.8	4974.0	4880.6	4108.6	3352.7	2630.9	1589.3
67.5°	4094.0	4626.3	5013.0	5061.8	4992.8	4962.8	4825.6	4016.7	3256.5	2568.2	1545.4
70°	3773.5	4284.9	4715.5	4806.8	4768.5	4689.0	4323.9	3402.2	2698.5	2106.9	1191.4
72.5°	3063.5	3616.1	3957.5	4058.5	4085.7	3881.5	3220.3	2381.4	1945.3	1505.6	864.0
75°	2056.8	2605.8	2885.2	2834.3	2669.2	2321.5	1700.0	1256.2	1066.0	875.8	534.4
77.5°	1166.3	1590.0	1568.4	1480.6	1341.2	992.8	482.1	261.3	249.4	291.2	226.4
80°	779.0	980.3	1047.2	1081.3	1073.7	734.4	199.3	101.0	87.1	87.1	85.7
82.5°	650.1	847.2	959.4	989.4	921.8	558.1	119.1	66.2	53.0	59.2	66.2
85°	273.8	427.1	565.1	543.5	432.0	217.4	60.6	34.8	34.8	46.0	57.8
87.5°	66.2	98.2	138.7	134.5	108.0	50.2	30.7	21.6	21.6	35.5	50.2
90°	0.0	0.0	0.0	0.0	0.0	0.0	0.0	0.0	0.0	0.0	0.0



REPORT NUMBER: P141083

CATALOG NUMBER: ECM-F03-LED-E1-SL3-8030

CANDELA DISTRIBUTION (continued):

	105°	110°	115°	120°	125°	130°	135°	140°	145°	150°	155°
0°	641.7	641.7	641.7	641.7	641.7	641.7	641.7	641.7	641.7	641.7	641.7
2.5°	637.5	634.7	634.7	631.9	630.5	629.2	628.5	629.2	627.1	625.0	625.7
5°	641.0	636.8	634.7	629.8	627.1	624.3	622.2	621.5	618.0	615.9	615.9
7.5°	652.8	647.3	643.1	637.5	631.9	627.8	624.3	622.2	617.3	613.8	613.1
10°	677.2	669.6	663.3	654.9	647.3	641.7	635.4	631.9	626.4	622.9	621.5
12.5°	713.5	702.3	692.6	680.0	671.0	662.6	659.1	653.5	651.4	649.4	650.1
15°	747.6	734.4	725.3	715.5	705.1	700.2	693.3	692.6	693.3	689.8	689.8
17.5°	782.4	772.0	761.5	758.0	748.3	744.8	739.9	737.1	730.9	724.6	716.9
20°	818.7	813.1	808.9	804.7	802.6	794.3	781.7	767.1	746.9	728.8	713.5
22.5°	865.3	861.9	862.6	859.1	847.9	827.0	798.5	767.8	735.1	705.8	682.8
25°	924.6	928.1	923.9	906.5	874.4	831.9	788.0	744.8	701.6	666.8	635.4
27.5°	999.8	997.0	977.5	932.9	877.9	817.3	760.8	709.3	657.7	617.3	578.3
30°	1082.0	1061.8	1011.0	941.3	864.0	790.8	721.1	661.2	601.3	553.9	510.0
32.5°	1164.9	1107.1	1024.9	931.5	839.6	753.2	675.1	604.8	535.8	482.8	432.0
35°	1227.6	1135.0	1022.8	910.6	802.6	703.7	613.1	526.0	445.9	382.5	330.9
37.5°	1285.5	1150.3	1008.9	878.6	751.8	638.2	525.3	431.3	350.5	287.1	242.5
40°	1321.0	1148.9	981.7	825.6	681.4	542.1	419.4	322.6	251.5	204.8	180.5
42.5°	1341.9	1134.3	935.0	755.3	584.6	434.1	309.4	222.3	179.1	158.9	147.7
45°	1352.4	1102.9	877.2	661.2	467.5	310.0	213.2	160.2	142.8	137.3	134.5
47.5°	1346.1	1059.0	794.3	555.3	348.4	212.5	152.6	135.2	129.6	126.8	126.1
50°	1331.5	1001.9	707.2	440.3	247.3	152.6	128.2	123.3	121.2	120.5	119.1
52.5°	1310.6	934.3	607.6	341.4	175.6	126.8	119.8	117.7	116.4	114.3	113.6
55°	1275.7	850.7	505.8	251.5	140.7	119.8	116.4	115.7	112.9	110.8	109.4
57.5°	1233.9	761.5	409.7	197.2	129.6	117.1	115.0	114.3	111.5	108.7	105.9
60°	1213.0	698.8	337.2	170.7	127.5	118.4	117.1	115.7	112.2	108.0	104.5
62.5°	1161.5	631.2	290.5	162.3	130.3	123.3	122.6	119.8	115.0	110.8	105.2
65°	1028.4	535.8	247.3	154.0	134.5	131.0	132.4	128.9	123.3	116.4	107.3
67°	868.8	435.5	209.0	147.7	139.3	141.4	143.5	141.4	132.4	121.9	110.1
67.5°	825.6	405.5	198.6	145.6	140.7	143.5	147.0	144.9	135.2	123.3	111.5
70°	620.8	290.5	157.5	138.0	145.6	153.3	160.2	159.6	149.8	135.2	116.4
72.5°	429.2	198.6	127.5	128.9	141.4	155.4	164.4	168.6	158.9	141.4	119.1
75°	258.5	126.8	107.3	116.4	128.9	142.8	157.5	158.9	147.7	130.3	111.5
77.5°	126.8	91.3	88.5	92.0	103.8	115.7	121.9	114.3	107.3	95.5	88.5
80°	76.6	71.8	70.4	78.0	85.0	82.9	78.0	71.8	68.3	65.5	62.7
82.5°	64.1	64.8	66.2	67.6	66.2	58.5	50.2	46.0	43.2	43.2	43.9
85°	65.5	66.9	61.3	56.4	50.2	41.8	34.1	29.3	30.0	30.7	30.7
87.5°	50.9	48.8	43.2	35.5	28.6	20.9	16.7	13.9	15.3	14.6	16.0
90°	0.0	0.0	0.0	0.0	0.0	0.0	0.0	0.0	0.0	0.0	0.0



REPORT NUMBER: P141083

CATALOG NUMBER: ECM-F03-LED-E1-SL3-8030

CANDELA DISTRIBUTION (continued):

	160°	165°	170°	175°	180°
0°	641.7	641.7	641.7	641.7	641.7
2.5°	625.7	625.0	625.7	625.7	626.4
5°	614.5	613.1	613.1	613.8	613.8
7.5°	611.7	610.3	610.3	611.0	610.3
10°	621.5	620.8	622.2	621.5	621.5
12.5°	650.8	650.8	653.5	654.9	653.5
15°	690.5	689.1	691.2	691.9	692.6
17.5°	712.8	706.5	704.4	705.8	703.0
20°	700.2	689.8	685.6	684.9	680.0
22.5°	664.7	649.4	643.1	640.3	634.7
25°	614.5	596.4	588.0	581.1	577.6
27.5°	554.6	532.3	520.5	514.9	512.8
30°	479.4	457.8	440.3	431.3	428.5
32.5°	395.7	364.4	346.3	335.1	327.5
35°	295.4	265.5	252.2	243.9	234.1
37.5°	214.6	196.5	185.3	179.8	177.7
40°	165.8	156.8	151.2	150.5	149.8
42.5°	143.5	139.3	138.7	137.3	135.9
45°	132.4	131.0	131.7	129.6	128.2
47.5°	124.7	124.0	124.0	122.6	121.9
50°	118.4	118.4	117.7	117.1	117.1
52.5°	112.9	113.6	113.6	112.2	112.2
55°	108.0	108.0	108.7	108.0	108.0
57.5°	104.5	103.8	104.5	104.5	104.5
60°	102.4	101.0	100.3	101.0	101.0
62.5°	100.3	98.2	97.5	97.5	98.2
65°	100.3	96.8	95.5	95.5	94.8
67°	101.0	95.5	92.7	91.3	90.6
67.5°	101.0	94.8	91.3	90.6	89.9
70°	101.0	92.0	87.1	83.6	83.6
72.5°	100.3	89.2	81.5	78.0	76.6
75°	95.5	84.3	77.3	73.2	71.8
77.5°	80.1	73.2	69.7	66.2	65.5
80°	60.6	57.1	54.3	46.7	43.2
82.5°	43.2	41.1	36.2	33.4	31.4
85°	30.7	28.6	26.5	23.7	23.7
87.5°	16.7	16.0	15.3	13.9	12.5
90°	0.0	0.0	0.0	0.0	0.0

(END OF REPORT)